

Lecture 17

Electrostatics

References

<http://en.wikipedia.org/wiki/Electrostatics>

http://en.wikipedia.org/wiki/Conservative_force

http://en.wikipedia.org/wiki/Coulomb%27s_law

http://en.wikipedia.org/wiki/Gauss_law

<http://en.wikipedia.org/wiki/Dielectric>

http://en.wikipedia.org/wiki/Electric_displacement_field

<http://en.wikipedia.org/wiki/Capacitance>

<http://en.wikipedia.org/wiki/Dipole>

<http://farside.ph.utexas.edu/teaching/em/lectures/lectures.html>

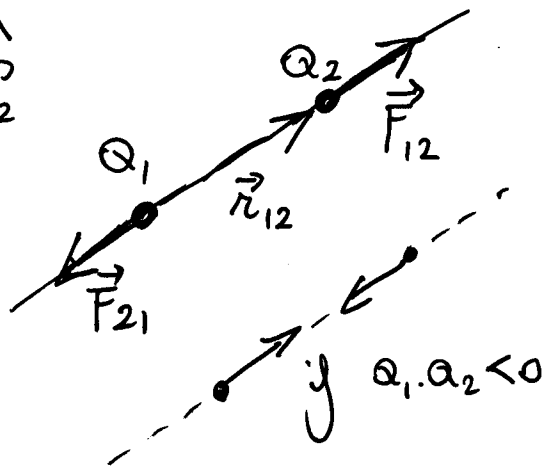
<http://www.numericana.com/answer/maxwell.htm>

Paul L. Nunez and Ramesh Srinivasan, Electric Fields of the Brain: The Neurophysics of EEG, Oxford Univ. Press, 2006.

Coulomb's law

$$\vec{F}_{12} = -\vec{F}_{21} = \frac{1}{4\pi\epsilon_0} \frac{Q_1 \cdot Q_2}{|\vec{r}_{12}|^2} \cdot \hat{\vec{r}}_{12}$$

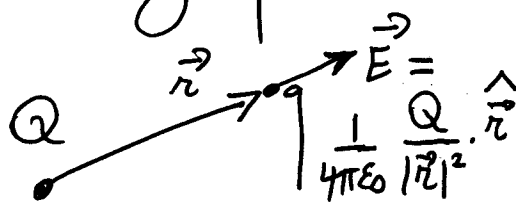
with $\hat{\vec{r}}_{12}$ = unit vector in direction \vec{r}_{12}




Electric field:

$$\vec{F}(\vec{r}) = q \cdot \vec{E}(\vec{r}) \quad \text{force acting on charge } q \text{ at } \vec{r}$$

- Q at origin (monopole)



- $+Q, -Q$ centered near origin (dipole)
 - distance $\Delta\vec{r}$



- multiple Q_i

$$\vec{E}(\vec{r}_q) = \frac{1}{4\pi\epsilon_0} \sum_i \frac{Q_i}{|\vec{r}_{iq}|^2} \cdot \hat{\vec{r}}_{iq}, \quad \vec{r}_{iq} = \vec{r}_q - \vec{r}_i$$

- distributed charge density:

$$\vec{E}(\vec{r}_q) = \frac{1}{4\pi\epsilon_0} \iiint_V \frac{\rho(\vec{r}_i)}{|\vec{r}_{iq}|^2} \cdot \hat{\vec{r}}_{iq} \cdot dV(\vec{r}_i)$$

$\vec{F}(\vec{r}) = q \cdot \vec{E}(\vec{r})$ is a CONSERVATIVE FIELD

$$\vec{F} = -\vec{\nabla} \cdot \Phi \quad \Leftrightarrow \quad \vec{E} = -\vec{\nabla} \cdot V$$

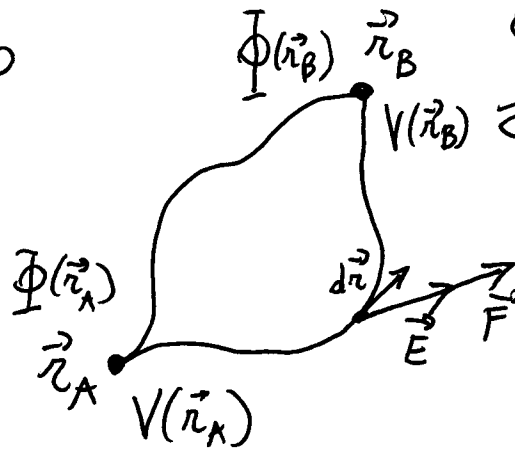
FORCE
POTENTIAL ENERGY
ELECTRIC FIELD
ELECTRIC POTENTIAL

$$\vec{\nabla} \times \vec{F} = 0$$

$$\vec{\nabla} \times \vec{E} = 0$$

$$\oint_C \vec{F} \cdot d\vec{r} = 0$$

$$\oint_C \vec{E} \cdot d\vec{r} = 0$$



$$\int_{\vec{r}_A}^{\vec{r}_B} \vec{F} \cdot d\vec{r} = \Phi(\vec{r}_A) - \Phi(\vec{r}_B)$$

$$\int_{\vec{r}_A}^{\vec{r}_B} \vec{E} \cdot d\vec{r} = V(\vec{r}_A) - V(\vec{r}_B)$$

WORK $A \rightarrow B$


POTENTIAL ENERGY @ A POTENTIAL ENERGY @ B

ELECTRIC POTENTIAL DIFFERENCE

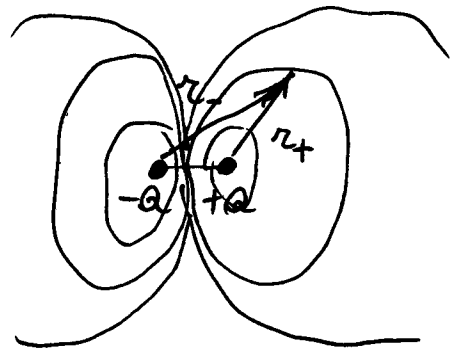
independent of path from $A \rightarrow B$

Electric Potential:

• monopole $\vec{E} = \frac{1}{4\pi\epsilon_0} \frac{Q}{r^2} \hat{r} \Leftrightarrow V = \frac{1}{4\pi\epsilon_0} \frac{Q}{r}$



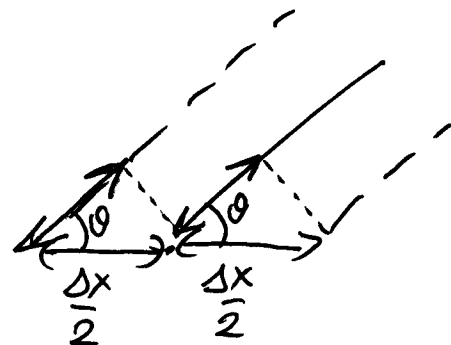
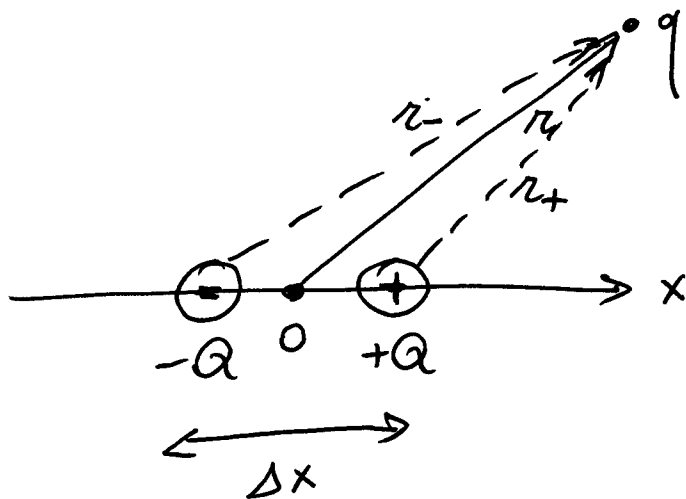
• dipole $\vec{E} = \frac{Q}{4\pi\epsilon_0} \left(\frac{\hat{r}_+}{r_+^2} - \frac{\hat{r}_-}{r_-^2} \right) \Leftrightarrow V = \frac{Q}{4\pi\epsilon_0} \left(\frac{1}{r_+} - \frac{1}{r_-} \right)$



• general case $\vec{E}(\vec{r}_q) = \frac{1}{4\pi\epsilon_0} \sum_i \frac{Q_i}{|\vec{r}_{iq}|^2} \hat{r}_{iq} \Leftrightarrow V = \frac{1}{4\pi\epsilon_0} \sum_i \frac{Q_i}{|\vec{r}_{iq}|}$

$$\vec{E}(\vec{r}_q) = \frac{1}{4\pi\epsilon_0} \iiint_V \frac{\rho(\vec{r}_i)}{|\vec{r}_{iq}|^2} \hat{r}_{iq} dV_{\vec{r}_i} \Leftrightarrow V(\vec{r}_q) = \frac{1}{4\pi\epsilon_0} \iiint_V \frac{\rho(\vec{r}_i)}{|\vec{r}_{iq}|} dV_{\vec{r}_i}$$

Example: electrical dipole

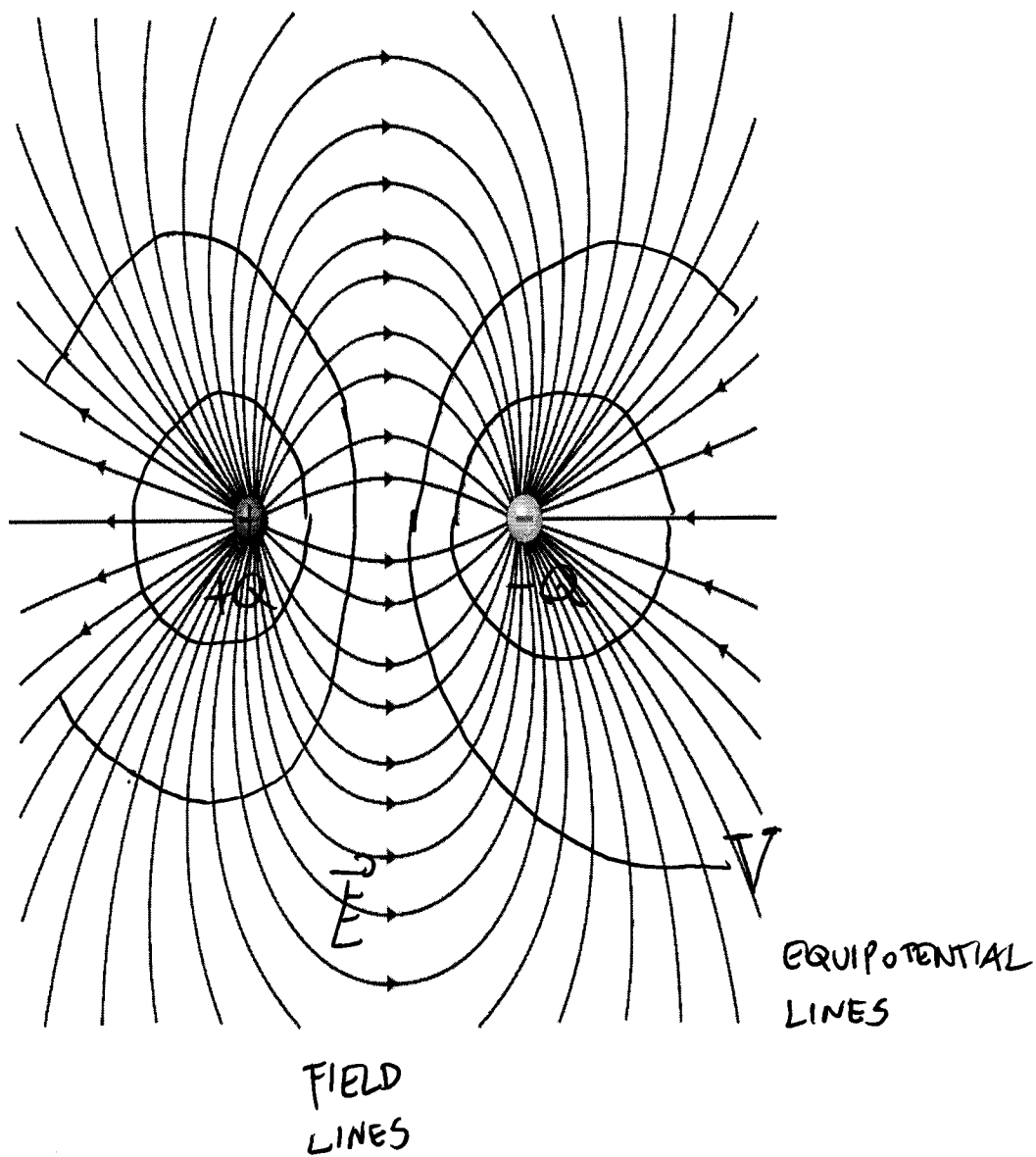


$$V = \frac{Q}{4\pi\epsilon_0} \left(\frac{1}{r_+} - \frac{1}{r_-} \right) \quad \text{where} \quad r_+ \approx r - \frac{\Delta x}{2} \cos \theta$$

$$r_- \approx r + \frac{\Delta x}{2} \cos \theta$$

$$\Rightarrow V \approx \frac{Q}{4\pi\epsilon_0} \Delta x \cdot \frac{\cos \theta}{r^2} = \frac{1}{4\pi\epsilon_0} \frac{\vec{p} \cdot \hat{r}}{r^2}$$

with $\vec{p} = Q \Delta x \cdot \hat{x}$
 electric dipole moment



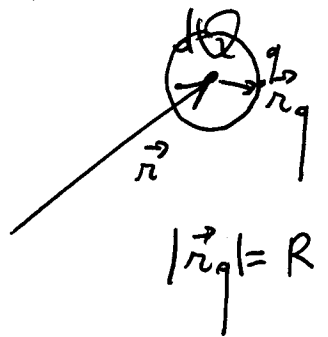
Gauss's law

$$\operatorname{div} \vec{E} = \vec{\nabla} \cdot \vec{E} = \lim_{V \rightarrow 0} \frac{1}{V} \oint_{S(V)} \vec{E} \cdot \vec{n} dS$$

Let $S(V) =$ a sphere around monopole

$$dQ = \rho(\vec{r}) \cdot dV$$

$$\text{where } \vec{E} = \frac{1}{4\pi\epsilon_0} \frac{dQ}{r^2} \hat{r}_q$$



$$\Rightarrow \operatorname{div} \vec{E} = \lim_{\substack{R \rightarrow 0 \\ dV \rightarrow 0}} \frac{1}{dV} \frac{1}{4\pi\epsilon_0} \frac{dQ}{R^2} = \frac{1}{\epsilon_0} \frac{dQ}{dV} = \frac{\rho}{\epsilon_0}$$

$$\Rightarrow \operatorname{div} \vec{E} = \frac{\rho}{\epsilon_0}$$

Integral form: $\oint_{S(V)} \vec{E} \cdot \vec{n} dS = \iiint_V \operatorname{div} \vec{E} dV = \frac{1}{\epsilon_0} \iiint_V \rho dV$

Poisson : $\vec{E} = -\vec{\nabla} \cdot V$ and

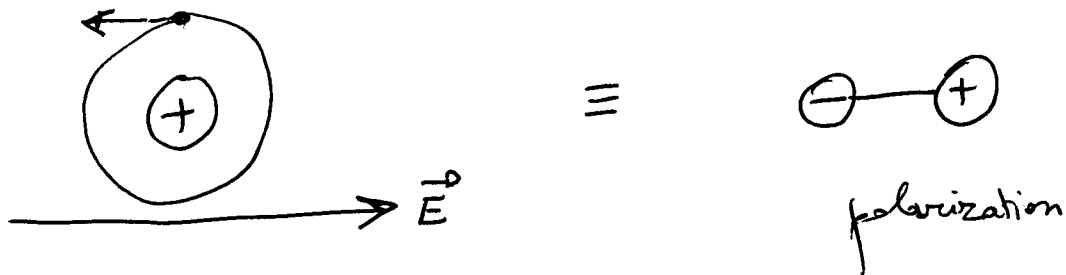
$$\vec{\nabla} \cdot \vec{E} = \frac{\rho}{\epsilon_0}$$

$$\Rightarrow \Delta V = |\vec{\nabla}|^2 V = -\frac{\rho}{\epsilon_0}$$

Laplace : $\rho \equiv 0$

$$\Rightarrow \Delta V = 0$$

ELECTRIC FIELD IN DIELECTRICS (INSULATED MATERIALS)



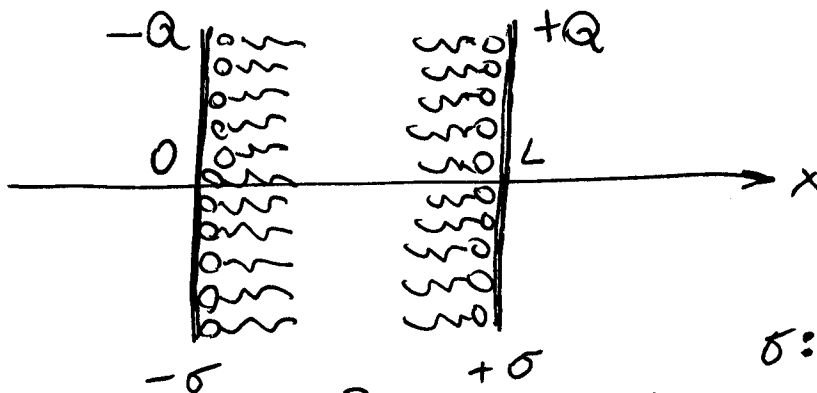
$$\epsilon_0 \vec{\nabla} \cdot \vec{E} = \rho_{\text{total}} = \rho_{\text{free}} + \rho_{\text{pol.}}$$

$$\text{where } \rho_{\text{pol.}} = -\vec{\nabla} \cdot \vec{P} \quad \text{and} \quad \vec{P} = \epsilon_0 \chi \vec{E}$$

$$\Rightarrow \underbrace{\epsilon_0 \cdot (1 + \chi)}_{\epsilon} \cdot \vec{\nabla} \cdot \vec{E} = \rho_{\text{free}}$$

$$1 + \chi = \epsilon_r \quad \text{relative permittivity}$$

Example: CAPACITOR, such as CELL MEMBRANE



INTRA-CELLULAR
ELECTROLYTE

LIPID
BILAYER
 $\epsilon_r \approx 10$

EXTRA-CELLULAR
ELECTROLYTE

σ : charge surface
density $\left[\frac{C}{m^2} \right]$

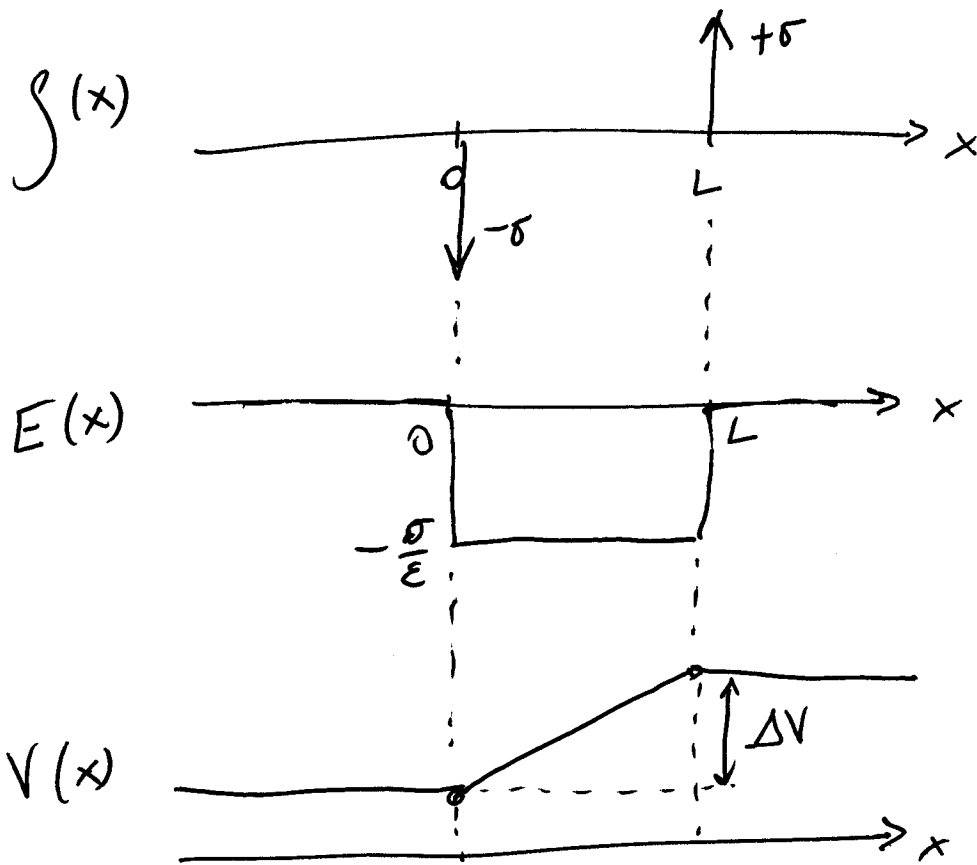
$$\vec{\nabla} \cdot \vec{E} = \frac{\rho}{\epsilon}$$

$$\frac{d}{dx} E(x) = \frac{\rho(x)}{\epsilon}$$

$$E(x) = \frac{1}{\epsilon} \int_{-\infty}^x \rho \, dx \quad \text{with} \quad \rho(x) = -\sigma \delta(x) + \sigma \delta(x-L)$$

$$\text{where} \quad \int_{x_0-\xi}^{x_0+\xi} \delta(x-x_0) \, dx = 1 \quad \text{for all } \xi$$

$$\Rightarrow E(x) = \begin{cases} E(-\infty) = 0 & \dots \text{for } x < 0 \dots \dots \dots \left\{ \begin{array}{l} V(-\infty) = V_0 \\ V_0 + \frac{\sigma}{\epsilon} x \\ V_0 + \frac{\sigma}{\epsilon} L \end{array} \right. \\ -\frac{\sigma}{\epsilon} & \dots \dots \dots 0 < x < L ; \\ 0 & \dots \dots \dots x > L \dots \dots \dots \end{cases}$$



$$\Delta V = V(L) - V(0) = \frac{\sigma}{\epsilon} \cdot L$$

$$A = \text{area of plates} \Rightarrow Q = \sigma \cdot A = \Delta V \cdot \underbrace{\frac{\epsilon}{L} \cdot A}_C$$

$$\Rightarrow C = \epsilon \frac{A}{L} = \epsilon_0 \epsilon_r \frac{A}{L}$$

e.g.: LIPID BILAYER

cell membrane capacitance:

$$\epsilon_0 = 8.8 \cdot 10^{-12} \text{ F/m}$$

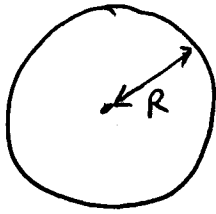
$$\epsilon_r \approx 10$$

$$d \approx 10 \text{ nm} = 10^{-8} \text{ m}$$

$$\Rightarrow \frac{C}{A} = \frac{\epsilon_0 \epsilon_r}{L} = \frac{8.8 \cdot 10^{-12} \cdot 10}{10^{-8}} \frac{\text{F}}{\text{m}^2}$$

$$= 8.8 \cdot 10^{-3} \frac{\text{F}}{\text{m}^2} \approx 1 \mu\text{F}/\text{cm}^2$$

Example: Conducting ball of radius R
 (spherical model of a cell)



$$V(\vec{r}) = V(r) \text{ because symmetry}$$

$$\vec{\nabla} \cdot \vec{E} = \frac{\rho}{\epsilon_0} \quad \text{with } \rho = \sigma \delta(r-R) \text{ because of conductor}$$

↓

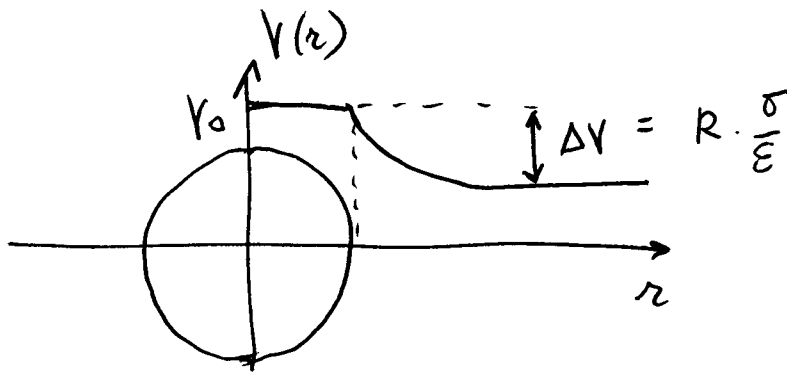
$$\text{where } Q = \underbrace{4\pi R^2}_A \cdot \sigma$$

$$\frac{1}{r^2} \frac{d}{dr} (r^2 \cdot E) = \frac{\rho}{\epsilon_0}$$

$$\frac{d}{dr} (r^2 \cdot E) = r^2 \frac{\rho}{\epsilon_0}$$

$$E = \frac{1}{r^2} \int_0^r r'^2 \frac{\rho}{\epsilon_0} dr' = \begin{cases} 0 & 0 < r < R \\ \frac{\sigma}{\epsilon_0} & r = R \\ \frac{R^2}{r^2} \cdot \frac{\sigma}{\epsilon_0} & r > R \end{cases}$$

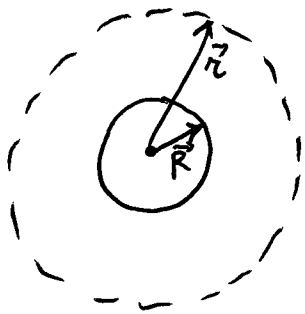
$$\Rightarrow V(r) = V_0 - \int_0^r E(r') dr' = \begin{cases} V_0, & 0 < r < R \\ V_0 + \left(\frac{R^2}{r} - R\right) \frac{\sigma}{\epsilon}, & r > R \end{cases}$$



$$\Rightarrow Q = 4\pi R^2 \cdot \sigma = 4\pi R^2 \frac{\Delta V \epsilon}{R} = \underbrace{4\pi R \cdot \epsilon \cdot \Delta V}_C$$

$$\Rightarrow C = \epsilon 4\pi R = \epsilon_0 \cdot \epsilon_r 4\pi R$$

Alternative solution: Gauss in integral form



$$\oint_{S(r)} \vec{E} \cdot \vec{n} dA = \frac{1}{\epsilon} \iiint_{V(r)} \rho dV$$

⇓

$$E(r) \cdot 4\pi r^2 = \begin{cases} 0 & \text{if } r < R \\ \frac{1}{\epsilon} Q & \text{if } r \geq R \end{cases}$$

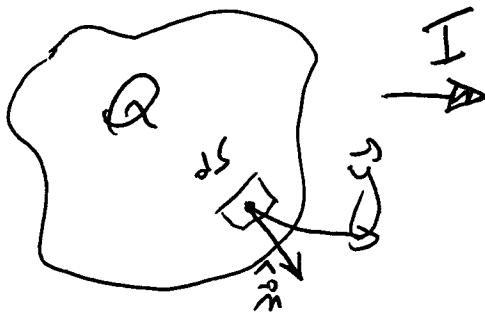
$$E(r) = \begin{cases} 0 & \text{if } r < R \\ \frac{1}{4\pi\epsilon} \frac{1}{r^2} Q & \text{if } r > R \end{cases}$$

$$V(r) - V(R) = - \int_0^r E(r') dr' = \begin{cases} 0 & \text{if } r < R \\ \frac{1}{4\pi\epsilon} \left(\frac{1}{r} - \frac{1}{R} \right) Q & \text{otherwise} \end{cases}$$

$$\underbrace{V(\infty) - V(R)}_{-\Delta V} = \frac{1}{4\pi R} \frac{1}{R} Q$$

$$\alpha C = \epsilon 4\pi R = \epsilon_0 \epsilon_r 4\pi R$$

Conservation of charge:



$$\frac{dQ}{dt} = -I$$

\downarrow CHARGE ACCUMULATION INTERNALLY \downarrow OUTWARD CURRENT

• Integral notation:

$$\frac{\partial}{\partial t} \iiint_V \rho \, dV = - \oint_{S(V)} \vec{j} \cdot \vec{n} \, S$$

• Differential form:

$$\frac{\partial \rho}{\partial t} = - \vec{\nabla} \cdot \vec{j}$$

ELECTRIC FIELD IN & NEAR CONDUCTORS

Inside conductor: $\vec{j} = \sigma \vec{E}$ Ohm's law

$\text{div } \vec{j} + \frac{\partial \rho}{\partial t} = 0$ Lorenz gauge
(transport equation)

$\Rightarrow \sigma \text{div } \vec{E} + \frac{\partial \rho}{\partial t} = 0$

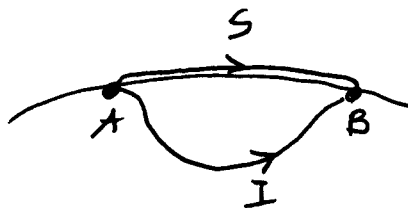
\Rightarrow Gauss $\sigma \frac{\rho}{\epsilon_0} + \frac{\partial \rho}{\partial t} = 0$

$\Rightarrow \rho(\vec{r}, t) = \rho(\vec{r}, 0) \cdot e^{-\frac{\sigma}{\epsilon_0} t}$

$\rightarrow \rho(\vec{r}, t) \approx 0$ INSIDE CONDUCTOR @ EQUILIBRIUM

$\rightarrow \vec{E}(\vec{r}, t) \approx 0$ inside, and all charge = on the boundary

Boundary :



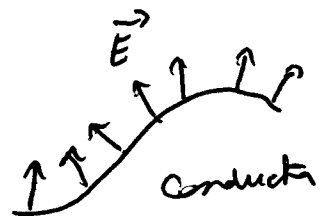
S: surface
I: inside

$$\int_S \vec{E} \cdot d\vec{l} = \int_I \vec{E} \cdot d\vec{l} = 0$$

$\Rightarrow \vec{E} \cdot d\vec{l} = 0$ for all $d\vec{l}$ on the surface, or

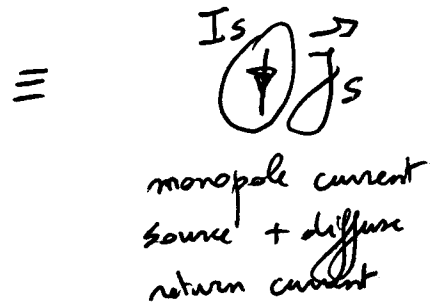
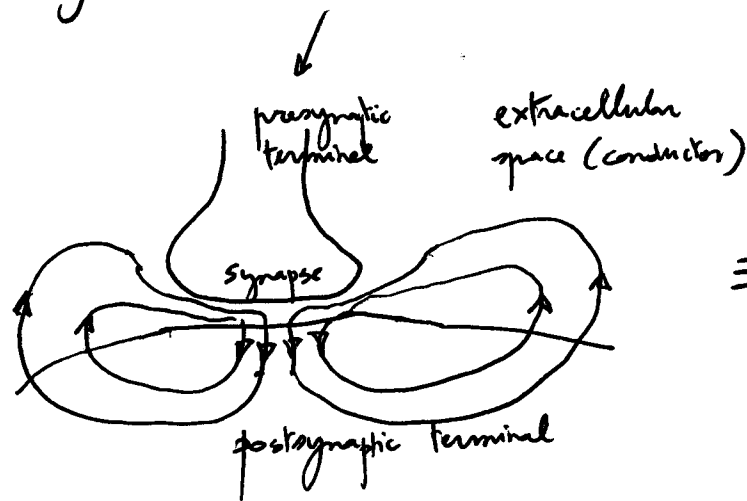
$\vec{E} \perp S$

\vec{E} is perpendicular to the surface



CONDUCTOR WITH INTERNAL CURRENTS

e.g. : EEG, ECG, EMG, EOG, ...



$$\vec{\nabla} \cdot \vec{j} = -\frac{\partial \rho}{\partial t} \approx 0$$

$$\vec{j} = \sigma \vec{E} + \vec{j}_s$$

↓

$$\vec{\nabla} \cdot (\sigma \vec{\nabla} V) = +\vec{\nabla} \cdot \vec{j}_s$$

$$\alpha \quad \Delta V = \frac{1}{\sigma} \cdot \text{div} \vec{j}_s = \frac{1}{\sigma} \cdot I_s \cdot \delta(\vec{r} - \vec{r}_0)$$

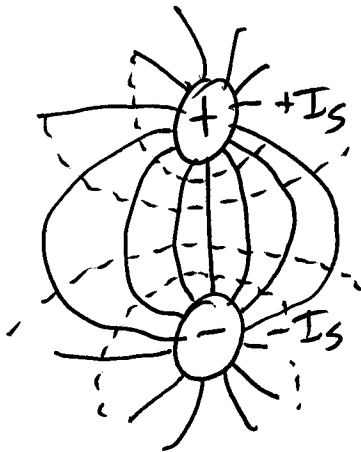
monopole source @ \vec{r}_0

$$\Rightarrow V(\vec{r}, t) = \frac{1}{4\pi\sigma} \cdot \frac{I_s(t)}{|\vec{r} - \vec{r}_0|}$$

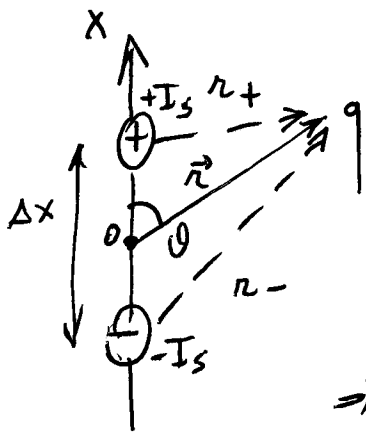
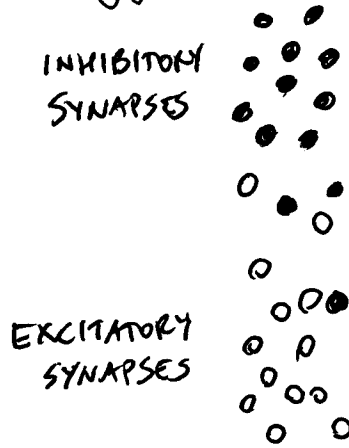
and superposition for multiple monopoles

Dipole revisited - now due to current monopoles in conductor

Current dipole:



aggregate of population of synapses



$$V = \frac{I_s}{4\pi\sigma} \left(\frac{1}{r_+} - \frac{1}{r_-} \right)$$

$$\Rightarrow V \approx \frac{I_s}{4\pi\sigma} \cdot \frac{\Delta x \cos\theta}{r^2} = \frac{1}{4\pi\sigma} \cdot \frac{\vec{p} \cdot \hat{r}}{r^2}$$

$$\vec{p} = I_s \cdot \Delta x \cdot \hat{x}$$

current dipole moment

e.g: $\sigma \approx 0.2 \frac{1}{\Omega m}$ in cortex

$I_s \approx 1 \text{ mA}$ typical microcolumn
 $\Delta x \approx 1 \text{ mm}$

$$\Rightarrow V \approx \frac{I_s}{4\pi\sigma} \frac{\Delta x}{r^2} \approx \frac{10^{-3}}{12.5 \times 0.2} \cdot \frac{10^{-3}}{(10^{-1})^2} \text{ V} \approx 1.4 \cdot 10^{-10} \text{ V} = 0.14 \text{ nV}$$

$r \approx 10 \text{ cm}$ to scalp

Small! → requires low-noise instrumentation